

Year 1 Phonics Screening Check

Information for parents



What is Phonics?











































Through phonics, children are taught how to;

- recognise the sounds that each individual letter makes
- Identify the sounds that different combinations of letters make – such as ‘sh’ or ‘oo’
- Blend these sounds together from left to right to make a word. Children can then use this knowledge to ‘decode’ new words that they hear or see. This is the first important step in learning to read.



Why is phonics important?

- Once pupils can decode using phonics, they are able to focus on their wider reading skills and develop a love of reading.
- Research shows that when phonics is taught in a structured way – starting with the easiest sounds and progressing through to the most complex – it is the most effective way of teaching young children to read.
- Phonics is a highly effective method of teaching word reading. Almost all children who receive high-quality phonics teaching will learn the skills they need to tackle new words.

a 	o 	x 	t 	e 	p 	r 	i 	n 	m 	h 	b 	d 	g 
s ss 	c k ck 	q qu 	u oo 	j 	y 	ch 	sh 	th 	w wh 				
v 	f ff ph 	ow ou 	l ll 	oa ow oe o_e 	oo ue ew u_e 	ar 							
ng 	z zz 	ai ay a_e 	ear 	igh ie i_e 	ee e_e ea 	air 							
ure 	oi oy 	or aw au 	er ur ir 	I no go the to into he she we me be was									
you	they	all	are	my	her	said	have	like	so	do	come	some	
		were	there	little	one	when	out	what					

Why are the children being screened?

- The purpose of the phonics screening check is to test your child's phonic knowledge and confirm that they have learned phonic decoding to an age-appropriate standard
- This will take place in the second half of the Summer Term, week commencing Monday 9th June



What will the children be expected to do?

- Each child will be asked to read aloud a list of 40 words, by identifying and saying sounds and blending them together; words are a mix of real and pseudo words. The words will use phonemes and graphemes from across phases 2, 3, 4 and 5.
- Examples of previous checks can be found via the links below:

<https://www.gov.uk/government/publications/phonics-screening-check-2024-materials>

<https://www.gov.uk/government/publications/phonics-screening-check-2023-materials>

Previously, the pass mark has been 32.









Examples of materials;




Key stage 1

Phonics screening check


Pupils' materials








Section 1

trun

glork


Section 2


swept

dreams

scrap

strike

remp

deeb

Page 7 of 24

Who will administer the check?

- The children will complete the check, one at a time with Mrs Bisby, in the quiet room.
- The check will only take a short time c 5-10 minutes per child. However, some children work best in short bursts with breaks and that will be accommodated too.
- The children are already familiar and comfortable with check procedures



How can I help?

- Keep reading and talking about books! The more exposure we have to texts, the more familiar we become with words
- Encourage your child to 'sound out' unfamiliar words; segment or say the sounds and then blend them e.g.

Individual letter sounds; c-a-t cat

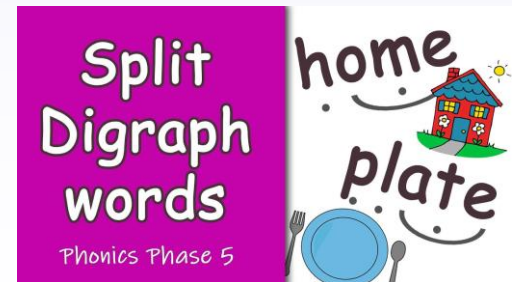
Digraph - 2 letters making one sound; c-ow cow

Trigraphs - 3 letters making one sound; n-igh-t night

Split digraphs - 2 vowels with a consonant in between; s-p-i-n-e

- Identify and talk about the different ways of writing the same sound (sound families) e.g. igh, ie, i_e, y

or, aW, au oo, u_e, ue, ew



Useful links

https://assets.publishing.service.gov.uk/media/676e908e517edf5c74c83728/Phonics_screening_check_information_for_parents.pdf

PLEASE ASK IF YOU HAVE ANY QUESTIONS!

Thank you for your support!

